


Stainless Steel Locking Insert Guide Rails

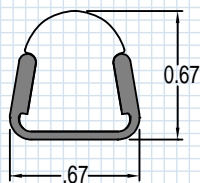
UHMW/PE



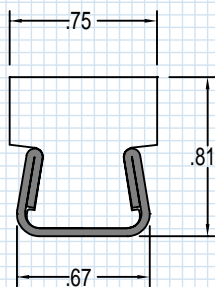
- Locking design adds strength, prevents insert from sliding
- Low friction, wear resistant, non-marring guide and support
- Noise reducing ultra smooth surface finish
- USDA and FDA compliant
- Can be rolled into curves

Standard material is white UHMW/PE cut to 10 or 20 foot lengths.
Easily available with Anti-Static, Lubricated, and Anti-Microbial additives.

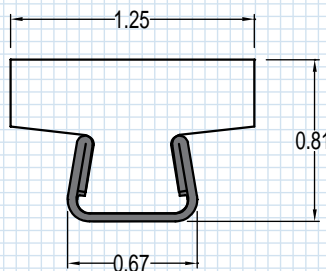
Standard Solid RS Series



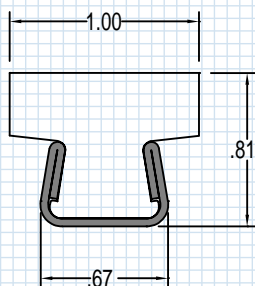
SPX 1022773
CAT RH-000-067-R



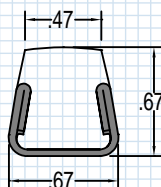
SPX 1032913
CAT RH-075-081-F



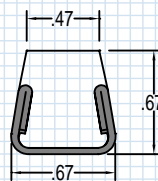
SPX 1012742
CAT RH-125-081-F



SPX 1032914
CAT RH-100-081-F



SPX 1032912
CAT RH-046-067-M



SPX 1032911
CAT RH-046-067-F